

18GHz RF over Fiber Mini-L Low Noise High SFDR



Key Features:

- Frequency Range: 0.1GHz - 18GHz
- High IP1dBc: +19dBm
- High SFDR 110dB/Hz^{2/3}
- Excellent Phase Noise
- Excellent phase linearity
- Excellent Phase Noise
- Optical wavelength 1550nm
- Low power consumption

Configurations:

- Standard (stand-alone)
- 1U Generic enclosure (8 units)
- 1U Removable panel enclosure (4 units)
- Outdoor (4/8 units)

Applications:

- Distributed Antenna
- Satcom
- Radio telescopes
- Telecommunication:
 - Antenna Remoting
 - Long RF links via fiber
- EW

Options:

- Customize RF Gain, P1dB, Noise Figure by adding internal Pre and/or Post amplifier(s)
- Extended low-frequency bandwidth
- DWDM
- Phase matched multi-links

RFOptic's analog RFoF compact modules enable long-distance transport of wideband RF signals. The Tx unit is an optical transmitter that modulates wideband RF signals on an optical beam transmitted on an optical fiber to the Rx unit which converts the modulated optical signal back to an RF signal. The single mode fiber that connects the two is generally provided by the customer except for in special application where it is provided as a part of the RFoF link.

In general, a high spurious-free dynamic range (SFDR) is desirable when multiple signals of very different power levels are expected. High IP1dBc (Input power at 1dB gain compression) allows applications to drive the RFoF Ultra RFoF at common application signal levels without additional attenuation. Noise figure may be improved by ordering the RFoF Ultra Tx module with a pre-amplifier. Applications including 5G testing, antenna testing, RADAR and altimeter system testing benefit from high SFDR. The wide dynamic range allows concurrent signals with large amplitude ratios (i.e. between main and side lobes or close and distant targets) to be transmitted with minimal interactions. The same applies to DF/ELINT systems which have to handle strong jammers concurrent with weak signals of interest.

RFOptic's 12GHz and 18GHz, RFoF Ultra solutions provide high SFDR of better than 112dB/Hz^{2/3}. Due to their improved IP1dBc higher signal levels can be tolerated and transmitted without distortion. These high-performance products are used in applications such as civil communication, antenna remoting, telemetry, point-to-point, defense systems, satellite communications, and more.

RFoF-18GHz-N0-Ultra Specifications

RF Parameter RF Tx-Rx Link	Unit	Specification (typical)
Frequency Range ^[1]	GHz	0.1 - 18
RF Gain ^[2,3]	dB	-28
Gain Flatness for the entire frequency range ^[5]	dB	± 1.5
1dB input gain compression point (measured at 15GHz) ^[3]	dBm	23
Noise Figure (measured at 15GHz) ^[2,3]	dB	42
SFDR (calculated) ^[3,4]	dB/Hz ^{2/3}	110
Maximum RF input level (No damage)	dBm	21
VSWR Input & Output	-	2:1
Spurious (input signal at Ip1dBc - 3dB at 1GHz)	dBc	≤-90
Phase Noise at 10KHz Offset	dBc/Hz	≤-130
Input / Output impedance ^[5]	Ohm	50
Optical and Electrical and Environmental (Tx, Rx)		
Laser diode optical wavelength	μm	1.55
Receiver photodiode optical wavelength	μm	1.1 - 1.65
Operating temperature range	°C	-20 to +70
Storage temperature	°C	-40 to +85
LED status indicators (Tx/Rx)	-	Blue/Green/Red
Power voltage ^[6]	VDC	5 - 12
Power consumption Tx module ^[5,7]	Watt	0.95
Power consumption Rx module ^[5,7]	Watt	0.25
Mechanical (Tx/Rx)		
Dimensions Tx/Rx unit	mm	70*70*22
Weight Tx/Rx unit	grams	220
RF Input / Output connectors	-	SMA
Optical Connector	-	FC/APC
Power Connector	-	PIN 3.5*1.3*9 mm
Data/monitor connector ^[8]	-	USB-C

[1] Extended low frequency 0.02-18.0 GHz is optional.

[2] Excluding customer fiber loss.

[3] Gain, P1dB, and typical NF values for RFoF HSFDR with Pre/Post Amps are indicated in the table on page 3.

[4] Excluding in-band harmonics. SFDR (calculated) $\approx 2/3 \times [(IP1dB+10) + 174 - NF]$ dB/Hz^{2/3}.

[5] Each 17dB pre/post amplifier adds about ±1.2dB to the gain flatness, and about 1.8W to the module power consumption.

[6] See table on page 3 for RFoF enclosure options.

[7] Recommended Power Supplies: Meanwell P/N GSM25U05-P1J (USA); GSM25E05-P1J (Europe); GE40I05-P1J (all purpose).

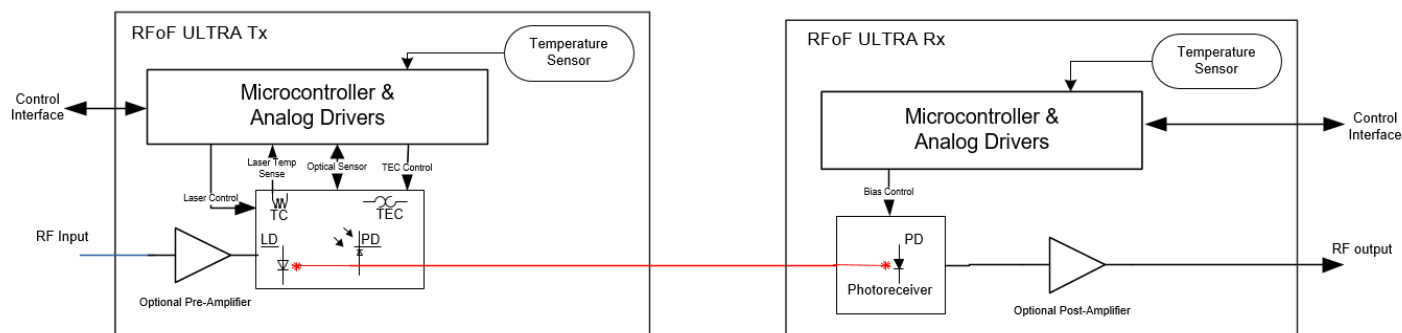
[8] For USB monitor, download the software here: <https://rfoptic.com/software-download-rfof/> (ask your local representative for the password).

RFoF Ultra 18GHz Module Options

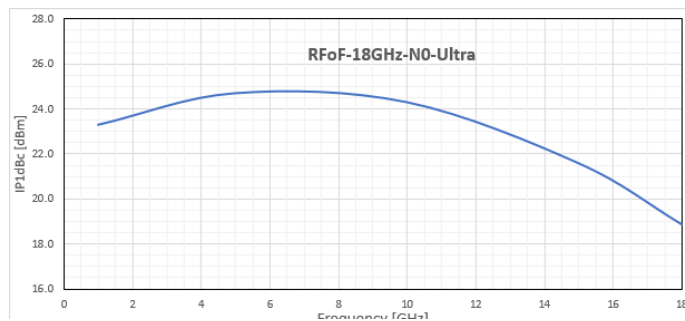
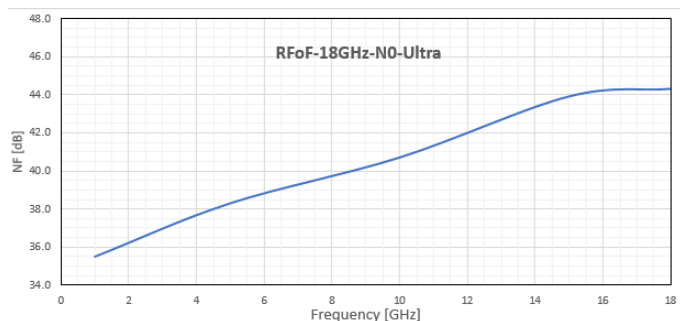
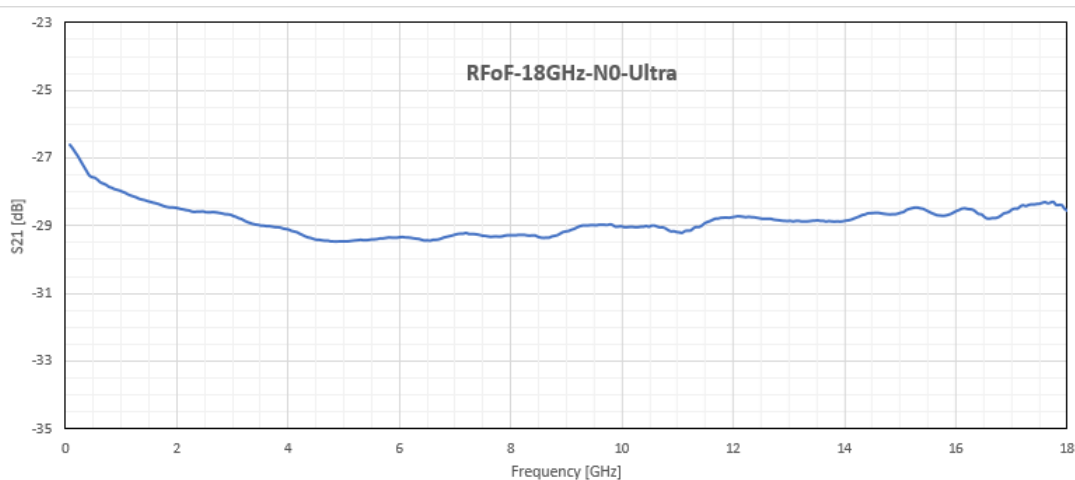
Parameter	Unit	Ultra 18GHz Transceiver	Ultra 18GHz Transceiver with Pre-Amp	Ultra 18GHz Transceiver with Post-Amp	Ultra 18GHz Transceiver with Pre- and Post-Amp
P/N	-	RFoF-18GHz-N0-Ultra	RFoF-18GHz-A0-Ultra	RFoF-18GHz-A1-Ultra	RFoF-18GHz-A2-Ultra
Gain*	dB	-28	-12	-12	5
Input P1dB*	dBm	21	3	21	3
Noise Figure*	dB	42	24	42	25
SFDR*	dBc/Hz	109	109	109	108

* Measured at **15GHz**. For Ultra units integrated in Indoor or Outdoor enclosures: NF and P1dB values will increase in about 2dB and Gain will decrease in 2dB.

RFoF 18GHz – Simplified Block Diagram



RFoF 18GHz Ultra – Typical Test Results



RFoF Enclosure Options

Parameter	19" 1U Enclosure for RFoF	Outdoor Enclosure for RFoF
Dimensions (mm)	19" 1U Generic: 445(W)* 476(L)*44(H) 19" 1U Removable: 442(W)* 402(L)*44(H)	Small Outdoor: 270(W)*230(L)*85(H) Large Outdoor: 330(W)*350(L)*85(H)
RF Input / Output Connector	SMA female	N Type female
Optical Connector	FC/APC or SC/APC	MPO/APC 4/8 male ^[1]
Data Connector	USB2/RJ-45	RJ45 female ^[2]
Power Connector	HP Socket	DC female/ AC male ^[2,3]
Power	110/220 VAC	9-36DC / 110/220VAC ^[2,3]

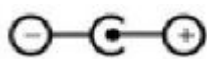
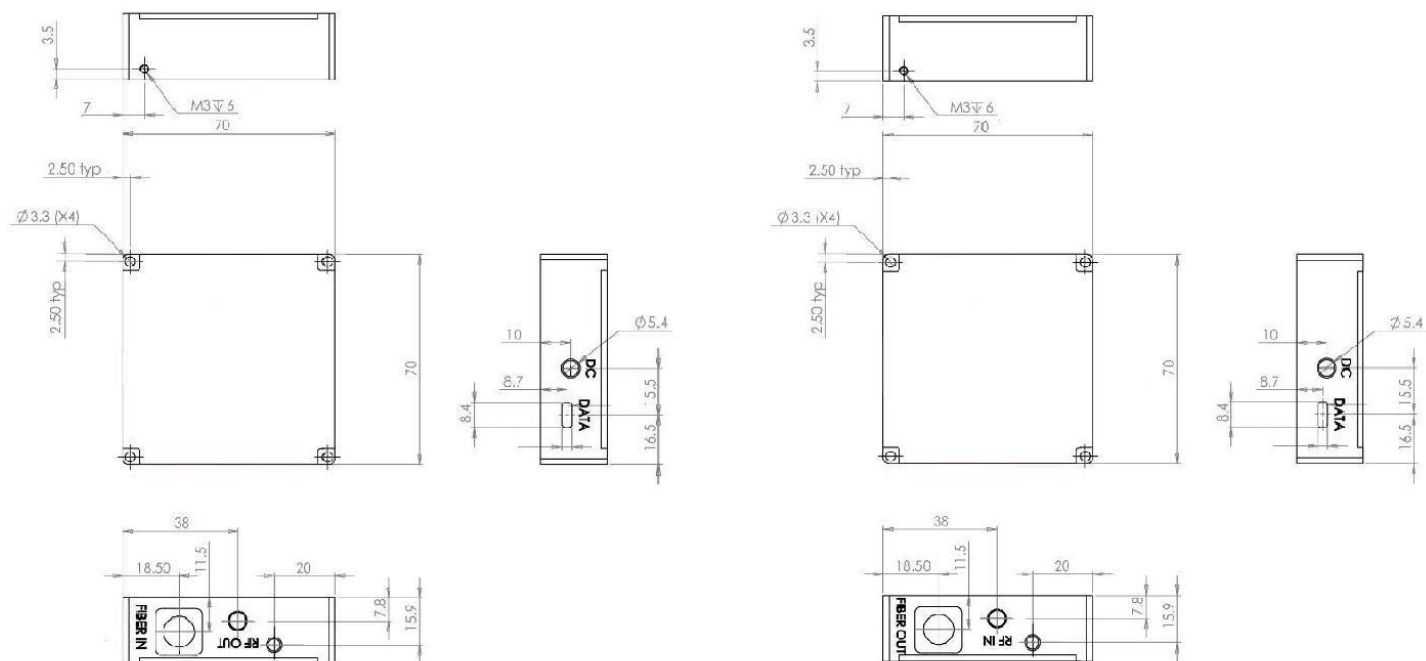
[1] MPO 4/8 optical cable (female) should be ordered by the customer according to the required length and conditions.

Example: GoFoton: P/N BPF3P1SM015FLR020 (4 fibers) / BPF3P1FM015FLR021 (8 fibers). XXX = 015m fiber length.

[2] IP-54 Data, AC and DC opposite connectors are provided as accessories with the module (cables are not included).

[3] DC and AC versions of the outdoor enclosures are available.

Mechanical Outline Drawing - RFoF Ultra 18GHz Tx and Rx modules



Connector: Positive center plug OD: 3.5mm, ID: 1.3mm, L: 9mm

Ordering Information

P/N	Description	Tx	Rx
RFoF-18G-N0-Ultra	Transceiver 18GHz, Ultra	RFoF18TFU-N0-11	RFoF18RFU-N0-11
RFoF-18G-A0- Ultra	Transceiver 18GHz, Ultra with Pre-Amp	RFoF18TFU-A0-11	RFoF18RFU-N0-11
RFoF-18G-A1- Ultra	Transceiver 18GHz, Ultra, with Post-Amp	RFoF18TFU-N0-11	RFoF18RFU-A0-11
RFoF-18G-A2- Ultra	Transceiver 18GHz, Ultra with Pre and Post-Amp	RFoF18TFU-A0-11	RFoF18RFU-A0-11
Outdoor Data & AC set ^[1]	Data and 110/220 AC opposite connectors – accessories	For outdoor enclosure with AC supply	
Outdoor Data & DC set ^[1]	Data and VDC opposite connectors – accessories	For outdoor enclosure with DC supply	

[1] Accessories / connectors for Outdoor enclosure - supplied with the RFoF-12G-L0-Mini.